




409A

PROPRIETARY NOTICE This drawing contains proprietary information of JOYANCE Enterprise Co. Ltd. Any duplication or use of this drawing, in whole or in part, without a written consent from JOYANCE Enterprise Co. Ltd. is strictly prohibited.		MATERIAL TOLERANCES UNLESS NOTED DECIMAL X.XX ±0.12 DECIMAL X.X ±0.25 DECIMAL X ±0.50 ANGULAR ±1°	
JOYANCE ENG DEPT		PART NO	
PROJ	SCALE 1:3 DO NOT SCALE DWG	TITLE DIA	
APP		MODEL	FILE NO
CHK			409A-DIA
DGN	Noah	UNIT	REV. 3
DRW	ANGEL	2008/12/23	SIZE A3
		mm	SHT 10F 1

Joyance 409A Wall Mount Chassis



IS-F08 Fan Temperature Alarm Board



- * Supports up to 8 fans
- * 3 temperature level setting: 50, 60 & 70 Deg. C
- * 2 Temperature sensors.



FSP270-50SNV

SUPPORT P4 & AMD ATHLON 270 Watts mATX Switching Power Supply

Features

- High efficiency
- Low noise and ripple
- Output over voltage protection
- Short circuit protection on all outputs
- Resettable power shut down
- Approved by UL 1950, CSA 22.2 Level 3, IEC 950, TUV EN60950, NEMKO CB & CE
- Internal 12 VDC fan provided
- Complies with FCC part 15 subpart J class B 115 VAC operation and CISPR 22 230 VAC operation
- 100% burn-in under high ambient temperature (50° C)
- MTBF above 100,000 hrs at 25° C
- 100% Hi-pot & ATE tested

Input Characteristics

- **Voltage:** 90-132 VAC or 180-264 VAC switchable
- **Frequency:** 47Hz to 63Hz
- **Input current:** 10.0A(RMS) for 115 VAC, 5.0A(RMS) for 230 VAC

Specification

- **Temperature range:** operating 0° C~50° C; Non-operating: -20° C~80° C
- **Temperature coefficient:** 0.01%/° C
- **Transient response:** Output voltage returns in less than 1 ms max. following a 25% load change
- **Hold up time:** 10ms minimum at 230v/50Hz.
- **Dielectric withstand:** Input/output 1800VAC for 1 second, input to frame ground 1800 VAC for 1 second
- **Humidity:** 5~95% RH
- **Efficiency:** 65% Min., 70% typical, at full load
- **Power good signal:** Power on delay time 100 ms to 500 ms
- **Overload protection:** 150% Max.
- **Inrush current:** 50A cold, 70A warm at 264 VAC
- **Over voltage protection:**

+3.3V	output: 4.6V max
+5V	output: 6.5V max
+12V	output: 15.5 V max

Remote ON/OFF Control

- The power supply shall accept a logic open collector level which will disable/enable all the output voltage. (exclude +5V stand by)
- As logic level is low, outputs voltage were enable.
- As logic level is high, outputs voltage were disable.

	MINIMUM LOAD	MAXIMUM LOAD	CROSS REG.	LINE REG.	RIPPLE & NOISE
*+3.3V	0.5A	11.5/16.7A	± 5%	± 1%	50mV P-P
+5V	1.0A	16.0/12.6A	± 5%	± 1%	50mV P-P
+12V	2.0A	10.0A	± 5%	± 1%	120mV P-P
-5V	0.0A	0.2A	± 10%	± 2%	120mV P-P
-12V	0.0A	0.3A	± 10%	± 2%	120mV P-P
+5Vsb	0.0A	2.0A	± 5%	± 1%	50mV P-P

***+3.3V & +5V total output not exceed 118 watts.**

***+3.3V & +5V & +12V total output not exceed 265 watts.**

***Dimension: 125(L) x 130(W) x 63.5(H) mm**